

CHAPTER – 2

ANALYSIS OF REGISTERED PUBLICATIONS

2.1.1. The number of publications registered with the Registrar of Newspapers for India has maintained a rising trend. There were 1,18,239 registered publications as on 31-03-2018. A total number of 1,841 new publications were registered and 85 publications were ceased during the period from 01-04-2018 to 31-03-2019 there by raising the total numbers to 1,19,995 on 31st March, 2018 showing a net increase of 1.48 per cent over the previous year. (Table 2.1)

2.1.2. There were 17,504 registered Dailies and 413 Tri/Bi-Weeklies in 2018-19, as against 17,160 Dailies and 413 Tri and Bi Weeklies in 2017-18. Total number of Dailies, taken together with Tri/Bi-Weeklies, has increased by 386 or 2.20 per cent during the reporting year. (Table 2.1)

2.1.3. State-wise analysis reveals that there has been an increase in the number of publications in all States and Union Territories except Mizoram and Lakshadweep. (Table 2.4)

2.1.4. The pattern of growth of publications in the country during the last eight years is given in Table 2.1. It reveals a growth of 1.48 per cent in the total number of publications published in the country over the previous year.

PROFILE OF NEW PUBLICATIONS

2.2.1. Out of 1,841 publications registered during the period 2018-19, 386 were Dailies, 526 Weeklies, 145 Fortnightlies, 624 Monthlies, 85 Quarterlies, 11 Annuals and 64 of other periodicities. (Table 2.2)

2.2.2. In 2018-19, new publications were registered in all the main languages except Bodo, Dogri, Kashmiri, Konkani, Manipuri, Santhali and Sindhi. The largest number, 715 were brought out and registered in Hindi, followed by 177 in Marathi, 170 in Telugu language and 162 in English. (Table 2.2)

CEASED PUBLICATIONS

2.3.1. A total number of 85 registered publications were ceased during the period 2018-19 which includes 27 publications in Uttar Pradesh, 10 in Delhi, 10 in Uttarakhand, 9 in Maharashtra and rest 29 in other States.

DAILIES

2.4.1. The total number of Daily publications in 2018-19 increased to 17,504 as compared to previous year's 17,160 i.e. an increase by 344 in numbers or 1.96 in percentage. The Daily publications were brought out in almost all main languages of the country. Hindi Dailies topped the list with 7,573. Other languages in which more than 100 Daily publications were brought out were (i) Urdu (1,935), (ii) Telugu (1,607), (iii) English (1,425), (iv) Marathi (1,217), (v) Kannada (904), (vi) Gujarati (688), (vii) Tamil (514), (viii) Bilingual (391), (ix) Malayalam (380), (x) Bengali (197), (xi) Punjabi (191) and (xii) Odia (188). (Table 2.3)

2.4.2. Tri or Bi-Weekly publications, which are akin to Dailies in dissemination of news, totaled 413 with Hindi at the top with 132 followed by English (62), Tamil (46), Marathi (26), Bilingual (23), Gujarati (19), Bengali (19), Urdu (16) and Punjabi (16) among others. (Table 2.3)

PERIODICALS

2.5.1. A total of 1,02,078 publications of various periodicities other than Dailies and Tri/Bi-Weeklies were on the records of the RNI in 2018-19. Out of these, 39,436 were Weeklies, 37,172 Monthlies, 14,000 Fortnightlies, 6,552 Quarterlies and 887 Annuals. Weeklies and Monthlies appeared to be more popular, with their total number soaring to 76,608 accounting for 75.04% approx. of the total Periodicals. (Table 2.3)

LANGUAGE-WISE ANALYSIS

2.6.1. Language wise analysis of registered publications shows that publications were registered in 188 languages and dialects in 2018-19. Apart from English and 22 other principal languages, listed in the Eighth Schedule of the Constitution, publications were registered in 165 other languages or dialects, mostly Indian and also in a few foreign languages. (Appendix II).

2.6.2. In 2018-19 also, the same trend can be noticed from the data of previous years that the highest number (48,666) of publications were registered in Hindi followed by English (14,778), Marathi (9,193), Gujarati (5,674), Kannada (5,372), Telugu (5,423), Urdu (5,283), Tamil (4,640), Bengali (4,039) and Malayalam (2,632). (Table 2.3)

2.6.3. Apart from Periodicals, published in one language, there were a significant number of publications brought out in two or more languages categorized as 'Bilingual' and 'multilingual'. At the end of 2018-19, there were 8,436 'Bilingual' and 1,358 'Multilingual' publications. (Table 2.3)

STATE-WISE ANALYSIS

2.7.1. Uttar Pradesh with 18,140 registered publications retained its top position at the end of 2018-19. Maharashtra with 16,519 publications came next, followed by Delhi with (12,912), Madhya Pradesh (11,666), Andhra Pradesh (7,042), Karnataka (6,963), Rajasthan (6,581), Tamil Nadu (6,556), Gujarat (6,240), West Bengal (5,421), Uttarakhand (3,531), Kerala (3,362), Odisha (2,159), Punjab (1,999), Bihar (1,994), Haryana (1,924), Chhattisgarh (1,604) and J&K (1,105) were among other states having more than 1,000 publications registered. (Table 2.4)

2.7.2. In the category of Dailies also, Uttar Pradesh maintained its lead, with 3,566 Daily publications followed by Andhra Pradesh (1,900), Maharashtra (1,738), Madhya Pradesh (1,632), Delhi (1,190), Karnataka (1,102), Rajasthan (880), Gujarat (815), Tamil Nadu (582), Bihar (565), Uttarakhand (395), Kerala (392) and J&K (329). States having the publication of 200 or more Dailies were West Bengal (316), Chhattisgarh (311), Punjab (288), Odisha (247), Haryana (251) and Telangana (261). Dailies were published from almost all States and Union Territories except Lakshadweep. (Table 2.4)

2.7.3. In 2018-19, nearly 63.84 per cent of Periodicals were Weeklies or Monthlies. The largest number of Weeklies were published from Uttar Pradesh (8,810), followed by Maharashtra (7,671), Madhya Pradesh (4,509), Gujarat (2,742), Delhi (2,513), Uttarakhand (2,061), Rajasthan (1,610), Karnataka (1,305), Andhra Pradesh (1,224) and West Bengal (1002). States publishing more than 500 Weeklies were Tamil Nadu (882), Bihar (701), Punjab (702), Haryana (640), Chhattisgarh (592) and Jammu & Kashmir (515). (Table 2.4)

2.7.4. The largest numbers of Monthlies were published from Delhi (5,382), followed by Madhya Pradesh (4,337), Maharashtra (3,992), Tamil Nadu (3,726), Uttar Pradesh (3,158), Karnataka (2,924), Andhra Pradesh (2,739), Kerala (1,930), Gujarat (1,610), West Bengal (1,608) and Rajasthan (1,261). States from where more than 500 Monthlies were brought out were Odisha (719), and Punjab (595). (Table 2.4)

2.7.5. The distinction for bringing out the highest number of publications in a single language went to Uttar Pradesh from where 14,443 publications were brought out in Hindi. Other states with over 5000 publications in Hindi were Madhya Pradesh (10,691), Rajasthan (5,790) and Delhi (5,646). (Table 2.5)

CONCENTRATION

2.8.1. The Print Media tends to concentrate in certain important cities and towns, giving them eminence as major printing and publishing hubs, which can be classified as under:

- (i) Metropolitan Cities (Delhi, Kolkata, Mumbai and Chennai),
- (ii) State Capitals (other than the Metropolitan Cities),
- (iii) Union Territories,
- (iv) Big Cities, (having a population of more than 1,00,000) and
- (v) Small Towns. (having a population of less than 1,00,000).

NUMERICAL ANALYSIS

2.9.1. At the end of 2018-19, the total numbers of publications registered from the four Metropolitan Cities were 30,655 accounting for 25.54 per cent of the all India total. State capitals were publishing 26,304 registered publications or 21.92 per cent of the total. Big cities published a total of 45,374 publications constituting 37.81 per cent. As many as 12,646 publications were brought out from small towns constituting 10.53 per cent of the total numbers where 5,016 as the Union Territories accounted for the remaining 4.18 per cent (approx). (Table 2.6)

2.9.2. Out of 17,504 Dailies, a total number of 2,339 Dailies were being brought out from the Metropolitan Cities and 3,429 from State Capitals. The Big Cities in various States published 8,526 Daily publications and the Small Towns brought out 1,746. The Union Territories published only 1,464 Dailies (Table 2.7).

LANGUAGE-WISE ANALYSIS

2.10. Out of the total 14,778 publications in English language, 7,659 (51.82 per cent) were brought out from the four Metropolitan Cities. Other languages in which a large number of publications were brought out from the Metropolitan Cities were in Hindi, Tamil, Bengali, Urdu and Marathi. It was noticed that the Metropolitan-City, Delhi had a sizeable number of publications in Hindi while other main centers of Hindi publications were Big Cities and Small Towns other than State Capitals. Publications in Hindi and English were mainly published from State Capitals. Publications of Hindi, Marathi, English, Gujarati, Telugu and Bengali as well as Bilingual publications were centered in Big Cities. (Table 2.6)

LONGEVITY

2.11. BOMBAY SAMACHAR, a Gujarati Daily, being published since 1822 from Mumbai was the oldest among existing publications in India. The 48 centenarians of the Indian Press including the Bombay Samachar are as under:

S.No.	Title/ Periodicity/Language/Place	Year of Launch
1.	<i>Bombay Samachar/ Gujarati Daily/Mumbai</i>	1822
2.	<i>Christ Church School/(Bombay Education Society Magazine)/Bilingual Annual/Mumbai</i>	1825
3.	<i>Jam-E-Jamshed/Gujarati Daily/Mumbai</i>	1832
4.	<i>The Times of India/English Daily/Mumbai</i>	1838
5.	<i>Calcutta Review/English Quarterly/Calcutta</i>	1844
6.	<i>Tirunelveli Diocesan Magazine/Tamil Monthly/Tirunelveli</i>	1849
7.	<i>The Examiner/English Weekly/Mumbai</i>	1850
8.	<i>The Guardian/English Fortnightly/Chennai</i>	1851
9.	<i>An Indian/Portuguese Weekly/Margao</i>	1861
10.	<i>Kheda Vartman/Gujarati Weekly/Kaira</i>	1861
11.	<i>Belgaum Samachar/Marathi Weekly/Belgaum</i>	1863
12.	<i>Gujarat Mitra & Gujarat Darpan/Gujarati Daily/Surat</i>	1863
13.	<i>Newman's Indian Bradshaw/English Monthly/Kolkata</i>	1865
14.	<i>Pioneer English Daily/Lucknow</i>	1865
15.	<i>Amrit Bazaar Patrika/English Daily/Kolkata</i>	1868
16.	<i>Sethia Vartaman/Bilingual Monthly/Madurai</i>	1870
17.	<i>U.S.I. Journal/English Quarterly/Delhi</i>	1870
18.	<i>Indian Witness/English Fortnightly/Delhi</i>	1871
19.	<i>Satya Shodhak/Marathi Weekly/Ratnagiri</i>	1871
20.	<i>Subodha Patrika/Bilingual Quarterly/Mumbai</i>	1873
21.	<i>Bihar Herald/English Weekly/Patna</i>	1874
22.	<i>The Statesman/English Daily/Kolkata</i>	1875
23.	<i>Satyanadam/Bilingual Weekly/Kochi</i>	1876
24.	<i>Sub Staff/English Monthly/Chennai</i>	1876
25.	<i>The Hindu/English Daily/Chennai</i>	1878
26.	<i>Bharuch Samachar/Gujarati Weekly/Bharuch</i>	1879
27.	<i>Prabodha Chandrika/Marathi Weekly/Jalgaon</i>	1880
28.	<i>National Christian Council Review/English Monthly/Mysore</i>	1880
29.	<i>Achhkni Repeno/Garo Monthly/Meghalaya</i>	1881
30.	<i>Kesari/Marathi Daily/Poona</i>	1881
31.	<i>Maharatta/English Annual/Poona</i>	1881
32.	<i>The Tribune/English Daily/Chandigarh</i>	1881
33.	<i>Amaldar/Gujarati Quarterly/Mumbai</i>	1882
34.	<i>Simhanad/Marathi Monthly/Mumbai</i>	1882
35.	<i>Madras Christian College Magazine/Bilingual Annual/Chennai</i>	1883
36.	<i>Musheer-E-Deccan/Urdu Daily/Hyderabad</i>	1884
37.	<i>Arya Gazette/Urdu Weekly/Delhi</i>	1884
38.	<i>Shree Jain Dharma Prakash/Gujarati Monthly/Bhavnagar</i>	1886
39.	<i>Deepika/Malayalam Daily/Kottayam</i>	1887
40.	<i>The New Leader/English Weekly/Bangalore/Chennai</i>	1887
41.	<i>Capital/English Weekly/Kolkata</i>	1888
42.	<i>Malayala Manorama/Malayalam Daily/Kottayam</i>	1890

S.No.	Title/ Periodicity/Language/Place	Year of Launch
43.	<i>Murshidabad Hiteshi</i> /Bengali Weekly/Murshidabad	1893
44.	<i>Chinnaria Bartabha</i> /Bengali Weekly/Hooghly	1893
45.	<i>Madhya Pradesh Sandesh</i> /Hindi Fortnightly/Gwalior	1895
46.	<i>Jain Gazette</i> /Hindi Weekly/Ajmer	1895
47.	<i>Yuddha Dhuwani</i> /Telugu Monthly/Chennai	1897
48.	<i>Khalsa Samachar</i> /Punjabi Weekly/Amritsar	1899

(Present publishing status of most of the publications is not known due to non-submission of Annual Statements by them)

TABLE 2.1

**NUMBER OF REGISTERED PUBLICATIONS
(2010-11 TO 2018-19)**

Year (Ending)	Dailies	Tri/Bi-Weeklies	Weeklies	Others	Total	% of growth over previous years
2011-12	10,908	396	28,819	46,631	86,754	5.51
2012-13	12,109	402	31,280	50,276	94,067	8.43
2013-14	13,350	411	33,170	52,729	99,660	5.95
2014-15	14,573	411	34,991	55,468	1,05,443	5.80
2015-16	15,723	413	36,635	58,080	1,10,851	5.13
2016-17	16,580	413	37,829	59,998	1,14,820	3.58
2017-18	17,160	413	38,933	61,733	1,18,239	2.98
2018-19	17,504	413	39,436	62,642	1,19,995	1.48

**NUMBER OF REGISTERED PUBLICATIONS
(2011-12 to 2018-19)
(Table 2.1)**

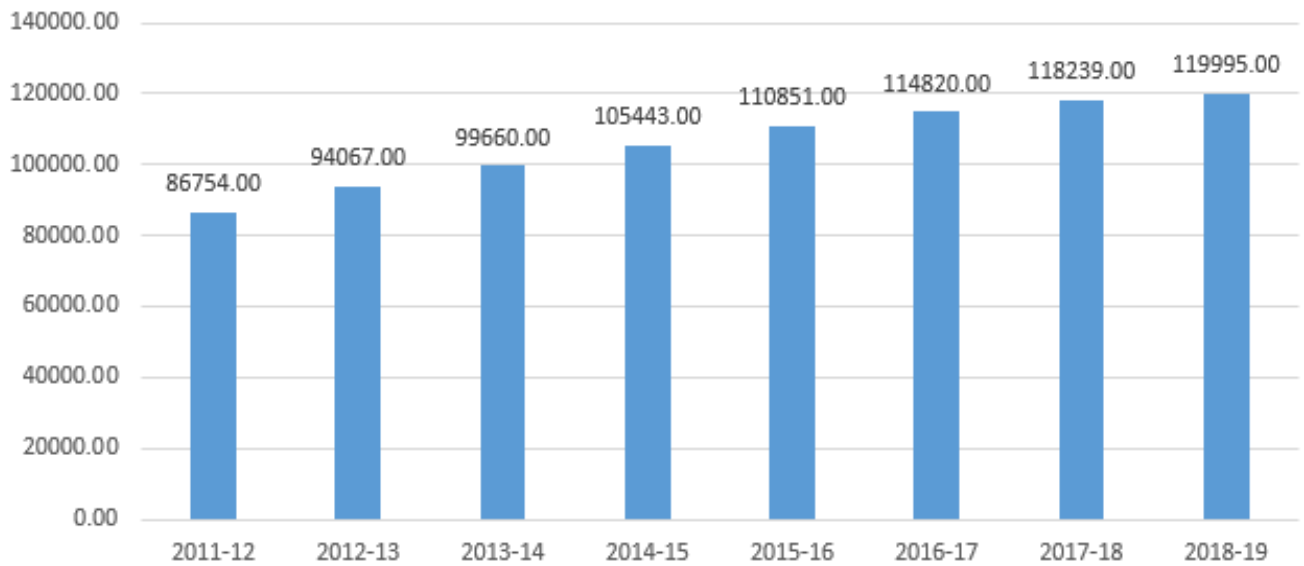


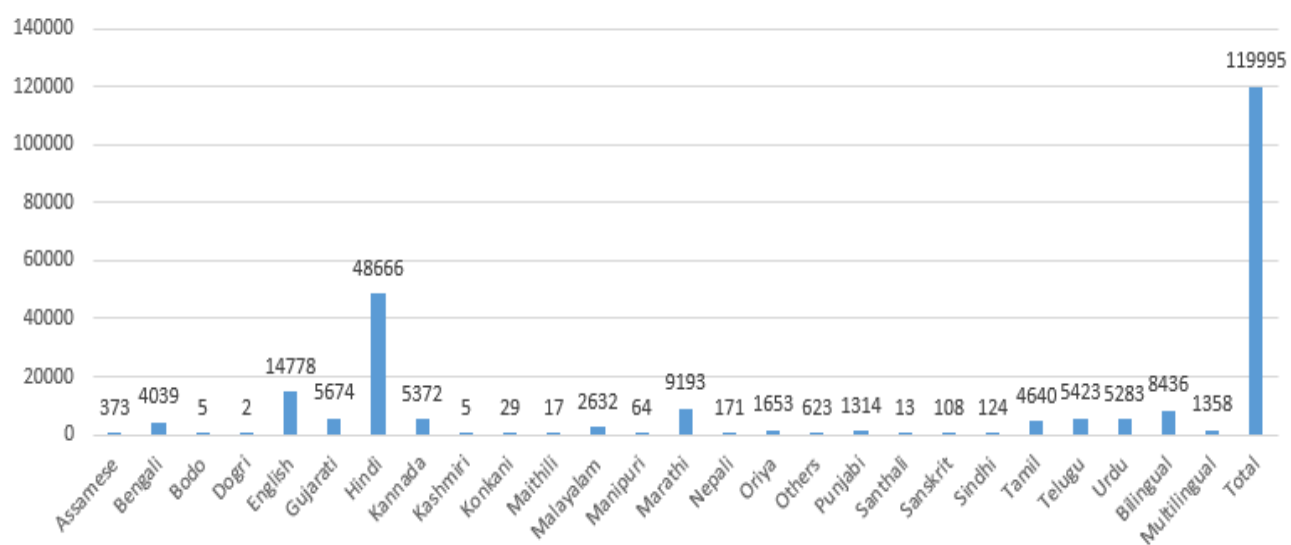
TABLE 2.2
NUMBER OF PUBLICATIONS REGISTERED
DURING 1.4.2018 TO 31.3.2019
(Language & Periodicity-wise)

Language	Daily	Bi/Tri Weekly	Weekly	Fortnightly	Monthly	Quarterly	Annual	Others	Total
Assamese	0	0	3	1	5	0	0	0	9
Bengali	2	0	9	8	7	7	1	2	36
Bodo	0	0	0	0	0	0	0	0	0
Dogri	0	0	0	0	0	0	0	0	0
English	16	0	21	7	77	18	1	22	162
Gujarati	23	0	50	27	18	1	0	2	121
Hindi	166	0	235	45	224	27	3	15	715
Kannada	20	0	11	17	36	0	0	3	87
Kashmiri	0	0	0	0	0	0	0	0	0
Konkani	0	0	0	0	0	0	0	0	0
Maithili	0	0	0	0	1	1	0	0	2
Malayalam	12	0	2	0	12	1	0	4	31
Manipuri	0	0	0	0	0	0	0	0	0
Marathi	26	0	104	6	33	5	2	1	177
Nepali	0	0	0	0	0	0	0	1	1
Odia	3	0	6	3	0	3	0	2	17
Others	0	0	0	0	2	1	0	0	3
Punjabi	1	0	10	1	0	1	0	0	13
Santhali	0	0	0	0	0	0	0	0	0
Sanskrit	1	0	1	0	0	0	0	0	2
Sindhi	0	0	0	0	0	0	0	0	0
Tamil	7	0	12	12	53	1	0	1	86
Telugu	70	0	20	8	70	0	0	2	170
Urdu	24	0	7	3	4	3	0	0	41
Bilingual	12	0	27	5	68	15	3	6	136
Multilingual	3	0	8	2	14	1	1	3	32
Total	386	0	526	145	624	85	11	64	1841

TABLE 2.3
NUMBER OF REGISTERED PUBLICATIONS AS ON 31.03.2019
(Language and Periodicity wise)

Language	Daily	Bi/Tri-weekly	Weekly	Fortnightly	Monthly	Quarterly	Annual	Others	Total
Assamese	57	7	117	48	110	17	1	16	373
Bengali	197	19	870	880	1077	655	40	301	4039
Bodo	3	0	0	0	1	1	0	0	5
Dogri	1	0	0	1	0	0	0	0	2
English	1425	62	2104	1268	5743	2071	349	1756	14778
Gujarati	688	19	2598	675	1457	117	17	103	5674
Hindi	7573	132	20525	6012	11976	1685	91	672	48666
Kannada	904	6	1006	1009	2273	101	4	69	5372
Kashmiri	1	0	2	1	0	1	0	0	5
Konkani	2	0	6	3	15	3	0	0	29
Maithili	4	0	0	2	4	4	0	3	17
Malayalam	380	9	250	217	1541	117	23	95	2632
Manipuri	21	0	12	5	13	7	0	6	64
Marathi	1217	26	5182	604	1563	241	190	170	9193
Nepali	17	1	91	7	28	18	0	9	171
Oriya	188	3	432	258	549	160	11	52	1653
Others	100	17	107	40	247	83	1	28	623
Punjabi	191	16	485	146	399	48	2	27	1314
Santhali	4	0	1	4	3	1	0	0	13
Sanskrit	23	0	16	11	30	20	0	8	108
Sindhi	14	0	44	11	41	11	0	3	124
Tamil	514	46	614	593	2714	79	14	66	4640
Telugu	1607	5	708	649	2294	60	3	97	5423
Urdu	1935	16	1920	472	779	123	6	32	5283
Bilingual	391	23	2044	947	3712	779	104	436	8436
Multilingual	47	6	302	137	603	150	31	82	1358
Total	17504	413	39436	14000	37172	6552	887	4031	119995

**REGISTERED PUBLICATIONS
(LANGUAGE-WISE) (Table 2.3)**



**REGISTERED PUBLICATIONS
(PERIODICITY-WISE) (Table 2.3)**

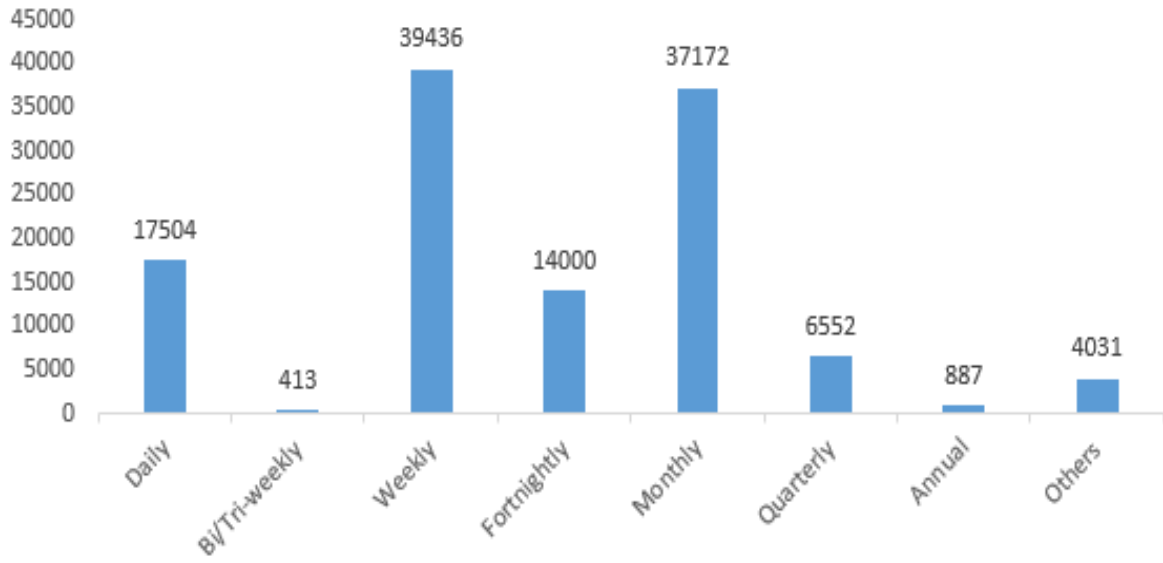


TABLE 2.4
TOTAL NUMBER OF REGISTERED PUBLICATIONS AS ON 31.03.2019
(State/U.T's & Periodicity Wise)

State/UT's	Daily	Bi/Tri-Weekly	Weekly	Fortnightly	Monthly	Quarterly	Annual	Others	Total
Andaman & Nicobar Islands	25	0	34	23	19	2	0	2	105
Andhra Pradesh	1900	9	1224	814	2739	186	8	162	7042
Arunachal Pradesh	12	1	11	0	5	2	1	0	32
Assam	150	20	255	84	173	34	5	27	748
Bihar	565	33	701	184	365	98	3	45	1994
Chandigarh	92	2	142	39	209	54	7	37	582
Chhattisgarh	311	2	592	113	458	91	4	33	1604
Dadra & Nagar Haveli	14	0	8	9	2	0	0	0	33
Daman & Diu	15	0	2	3	0	0	0	0	20
Delhi	1190	59	2513	1567	5382	1239	140	822	12912
Goa	30	0	31	19	54	13	1	7	155
Gujarat	815	17	2742	737	1610	157	11	151	6240
Haryana	251	11	640	308	524	107	13	70	1924
Himachal Pradesh	39	0	133	38	88	36	6	15	355
Jammu & Kashmir	329	4	515	86	115	24	4	28	1105
Jharkhand	141	0	115	56	148	44	1	8	513
Karnataka	1102	17	1305	1190	2924	247	12	166	6963
Kerala	392	10	294	257	1930	233	46	200	3362
Lakshadweep	0	0	3	2	1	1	0	0	7
Madhya Pradesh	1632	8	4509	537	4337	407	21	215	11666
Maharashtra	1738	54	7671	1200	3992	885	341	638	16519
Manipur	72	3	20	12	49	9	5	13	183
Meghalaya	18	4	35	7	20	9	3	5	101
Mizoram	52	15	41	8	52	9	0	9	186
Nagaland	9	0	11	1	3	2	0	0	26
Orissa	247	4	512	311	719	248	30	88	2159
Pondicherry	17	1	42	18	67	22	1	8	176
Punjab	288	14	702	235	595	80	20	65	1999
Rajasthan	880	22	1610	2420	1261	237	21	130	6581
Sikkim	19	2	84	1	6	3	0	3	118
Tamil Nadu	582	57	882	793	3726	278	46	192	6556
Telangana	261	0	97	73	315	13	2	14	775
Tripura	39	2	87	12	15	5	0	2	162
Uttar Pradesh	3566	24	8810	1405	3158	749	57	371	18140
Uttarakhand	395	7	2061	386	503	106	13	60	3531
West Bengal	316	11	1002	1052	1608	922	65	445	5421
Total	17504	413	39436	14000	37172	6552	887	4031	119995

REGISTERED PUBLICATIONS AS ON 31.03.2019
(State/U.T's & Periodicity Wise)
(Table 2.3)

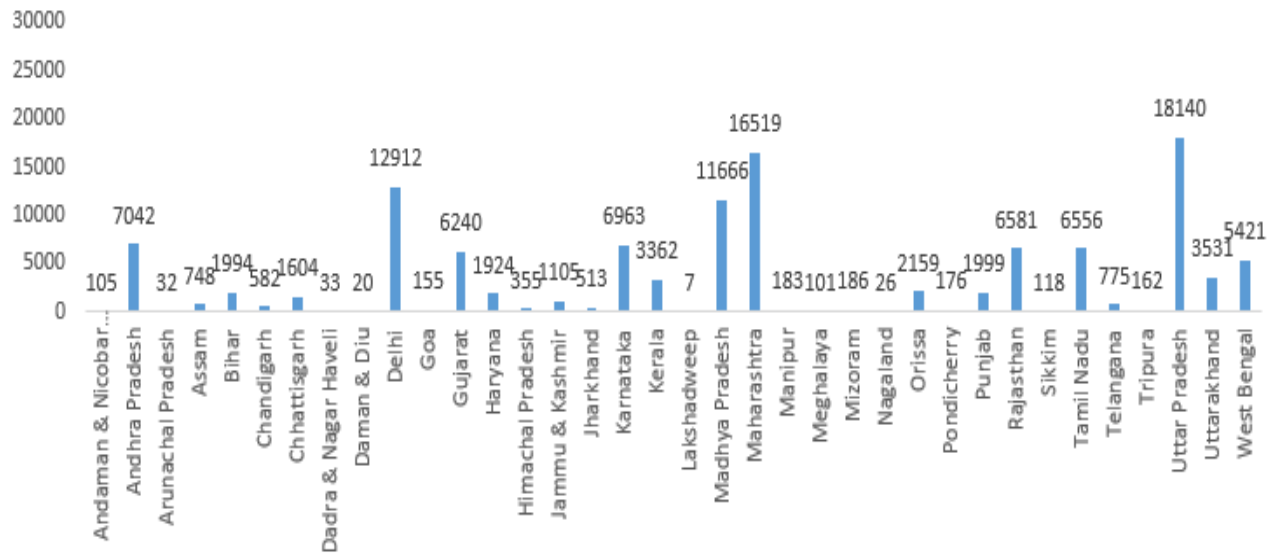


TABLE 2.5
TOTAL NUMBER OF REGISTERED PUBLICATIONS AS ON 31/03/2019
(STATES/UT'S & LANGUAGE WISE)

State/UT's	Assamese	Bengali	Bilingual	Bodo	Dogri	English	Gujarati	Hindi
Andaman & Nicobar Islands	0	8	10	0	0	50	0	20
Andhra Pradesh	2	7	423	0	0	921	5	88
Arunachal Pradesh	0	0	0	0	0	23	0	1
Assam	353	134	35	4	0	124	0	32
Bihar	1	7	54	0	0	102	0	1519
Chandigarh	0	0	56	0	0	282	0	142
Chhattisgarh	0	3	63	0	0	41	0	1472
Dadra & Nagar Haveli	0	0	3	0	0	6	6	18
Daman & Diu	0	0	0	0	0	3	8	7
Delhi	9	38	1640	0	0	4222	19	5646
Goa	0	0	17	0	0	63	1	4
Gujarat	0	1	206	0	0	309	5240	296
Haryana	0	0	204	0	0	170	0	1482
Himachal Pradesh	0	0	43	0	0	54	0	241
Jharkhand	0	6	36	0	0	53	0	345
Jammu Kashmir	0	0	93	0	1	475	0	110
Karnataka	0	0	372	0	0	833	3	83
Kerala	0	2	349	0	0	425	1	15
Lakshadweep	0	0	1	0	0	0	0	0
Madhya Pradesh	0	0	503	0	0	287	4	10691
Maharashtra	2	16	1216	0	1	2635	364	2212
Manipur	0	0	52	0	0	26	0	2
Meghalaya	0	2	13	0	0	33	0	5
Mizoram	0	0	11	0	0	7	0	0
Nagaland	0	0	1	0	0	19	0	0
Orissa	1	1	168	1	0	217	1	43
Pondicherry	0	1	24	0	0	21	2	1
Punjab	0	1	178	0	0	182	0	442
Rajasthan	0	1	460	0	0	198	1	5790
Sikkim	0	0	4	0	0	23	0	5
Tamil Nadu	2	3	817	0	0	1032	4	64
Telangana	0	0	47	0	0	86	0	14
Tripura	0	125	9	0	0	20	0	1
Uttar Pradesh	0	12	875	0	0	900	3	14443
Uttarakhand	1	1	175	0	0	152	2	3065
West Bengal	2	3670	278	0	0	784	10	367
Total	373	4039	8436	5	2	14778	5674	48666

TABLE 2.5 (Continued)
TOTAL NUMBER OF REGISTERED PUBLICATIONS AS ON 31/03/2019
(STATES/UT'S & LANGUAGE WISE)

State/U.T's	Kannada	Kashmiri	Konkani	Maithili	Malayalam	Manipuri	Marathi	Multi-Lingual	Nepali
Andaman & Nicobar Islands	0	0	0	0	1	0	0	1	0
Andhra Pradesh	11	0	0	0	6	0	9	61	0
Arunachal Pradesh	0	0	0	0	0	7	0	0	0
Assam	0	0	0	0	0	8	0	12	3
Bihar	0	0	0	6	0	0	0	13	0
Chandigarh	0	0	0	0	0	0	0	19	0
Chhattisgarh	0	0	0	0	1	0	3	1	0
Dadra & Nagar Haveli	0	0	0	0	0	0	0	0	0
Daman & Diu	0	0	0	0	0	0	1	0	0
Delhi	11	0	0	7	29	0	17	142	12
Goa	4	0	4	0	1	0	38	6	0
Gujarat	0	0	1	0	4	0	25	103	1
Haryana	0	0	0	0	0	0	0	23	1
Himachal Pradesh	0	0	0	0	0	0	0	5	0
Jharkhand	0	0	0	0	0	0	0	9	1
Jammu Kashmir	0	5	0	0	0	0	0	12	0
Karnataka	5274	0	16	0	19	0	32	54	0
Kerala	12	0	2	0	2468	0	2	47	0
Lakshadweep	0	0	0	0	6	0	0	0	0
Madhya Pradesh	0	0	0	0	2	0	10	46	2
Maharashtra	37	0	5	2	41	0	9045	383	11
Manipur	0	0	0	0	0	47	0	16	0
Meghalaya	0	0	0	0	0	0	0	1	0
Mizoram	0	0	0	0	0	0	0	7	0
Nagaland	0	0	0	0	0	0	0	0	0
Orissa	1	0	1	0	1	1	1	37	2
Pondicherry	0	0	0	0	1	0	2	7	0
Punjab	0	0	0	0	1	0	0	115	0
Rajasthan	1	0	0	0	2	0	2	37	0
Sikkim	0	0	0	0	0	0	0	0	83
Tamil Nadu	19	0	0	0	45	0	4	69	1
Telangana	0	0	0	0	0	0	0	20	0
Tripura	0	0	0	0	0	1	0	2	0
Uttar Pradesh	0	0	0	0	0	0	1	35	0
Uttarakhand	1	0	0	0	1	0	1	8	6
West Bengal	1	0	0	2	3	0	0	67	48
Total	5372	5	29	17	2632	64	9193	1358	171

TABLE 2.5 (Continued)
TOTAL NUMBER OF REGISTERED PUBLICATIONS AS ON 31/03/2019
(STATES/UT'S & LANGUAGE WISE)

State/U.T's	Odia	Punjabi	Santhali	Sanskrit	Sindhi	Tamil	Telugu	Urdu	Others	Total
Andaman & Nicobar Islands	0	0	0	0	0	13	1	1	0	105
Andhra Pradesh	6	2	1	0	2	10	4897	711	3	7042
Arunachal Pradesh	0	0	0	0	0	0	0	0	1	32
Assam	0	0	0	0	0	0	0	7	36	748
Bihar	0	2	0	4	0	0	0	266	24	1994
Chandigarh	0	79	0	1	0	0	0	3	0	582
Chhattisgarh	0	0	0	0	0	0	0	14	6	1604
Dadra & Nagar Haveli	0	0	0	0	0	0	0	0	0	33
Daman & Diu	0	0	0	1	0	0	0	0	0	20
Delhi	19	189	0	13	6	19	19	821	41	12912
Goa	0	0	0	0	0	0	1	2	15	155
Gujarat	3	0	0	6	25	1	2	19	0	6240
Haryana	0	20	0	2	0	0	0	21	1	1924
Himachal Pradesh	0	2	0	2	0	0	0	6	2	355
Jharkhand	2	0	4	1	0	0	0	45	12	513
Jammu Kashmir	0	4	0	0	0	0	0	405	3	1105
Karnataka	0	0	0	2	1	51	16	186	21	6963
Kerala	1	0	0	2	0	22	2	0	12	3362
Lakshadweep	0	0	0	0	0	0	0	0	0	7
Madhya Pradesh	0	0	0	12	9	0	0	100	3	11666
Maharashtra	4	12	0	8	52	43	14	416	7	16519
Manipur	0	0	0	0	0	0	0	0	40	183
Meghalaya	0	0	0	0	0	0	0	1	47	101
Mizoram	0	0	0	0	0	0	0	0	161	186
Nagaland	0	0	0	0	0	0	0	0	7	26
Orissa	1609	2	5	8	1	1	2	8	64	2159
Pondicherry	3	0	0	1	0	111	1	0	3	176
Punjab	1	983	0	1	0	1	1	106	0	1999
Rajasthan	0	5	0	4	22	0	0	29	30	6581
Sikkim	0	0	0	0	0	0	0	2	1	118
Tamil Nadu	2	3	0	2	0	4450	88	20	4	6556
Telangana	0	0	0	0	0	1	546	116	9	775
Tripura	0	0	0	0	0	0	0	0	4	162
Uttar Pradesh	1	7	0	29	6	0	1	1805	29	18140
Uttarakhand	1	9	0	3	0	1	0	89	15	3531
West Bengal	18	8	3	8	0	2	2	125	25	5421
Total	1670	1327	13	110	124	4726	5593	5324	626	119995

TABLE 2.6
GEOGRAPHICAL CONCENTRATION OF PUBLICATIONS AS ON 31.03.2019
(LANGUAGE AND PLACE-WISE)

Language	Metropolitan City	State Capital	Union Territory	Big City	Smaller Towns	Total
Assamese	24	146	13	110	70	363
Bengali	1471	186	35	1491	856	4039
Bilingual	2856	1753	324	2868	645	8446
Bodo	2	0	0	1	2	5
Dogri	1	0	0	0	1	2
English	7659	2974	660	2983	502	14778
Gujarati	927	724	84	3279	660	5674
Hindi	9017	12927	2714	17813	6195	48666
Kannada	478	2442	290	1802	360	5372
Kashmiri	1	3	0	1	0	5
Konkani	5	6	0	18	0	29
Maithili	2	0	0	13	2	17
Malayalam	234	499	56	1304	539	2632
Manipuri	0	45	1	11	7	64
Marathi	2255	293	95	5499	1051	9193
Multilingual	392	203	48	568	147	1358
Nepali	22	42	2	56	49	171
Oriya	145	375	33	855	245	1653
Others	72	255	21	164	111	623
Punjabi	244	24	82	796	168	1314
Santhali	8	2	0	2	1	13
Sanskrit	26	23	7	43	9	108
Sindhi	28	26	0	58	12	124
Tamil	2788	382	197	1075	198	4640
Telugu	803	1002	179	3040	399	5423
Urdu	1195	1972	175	1524	417	5283
Total	30655	26304	5016	45374	12646	119995

TABLE 2.7
GEOGRAPHICAL CONCENTRATION OF PUBLICATIONS AS ON 31.03.2019
(PERIODICITY AND PLACE-WISE)

Center	Daily	Tri/BiWeekly	Weekly	Others	Total
Metropolitan City	2339	138	11348	15738	29563
State Capital	3429	88	10798	12428	26743
Union Territory	1464	12	831	2310	4617
Big City	8526	109	11717	26169	46521
Smaller Towns	1746	66	4742	5997	12551
Total	17504	413	39436	62642	119995

PERIODICITY & PLACE-WISE
(Table 2.7)

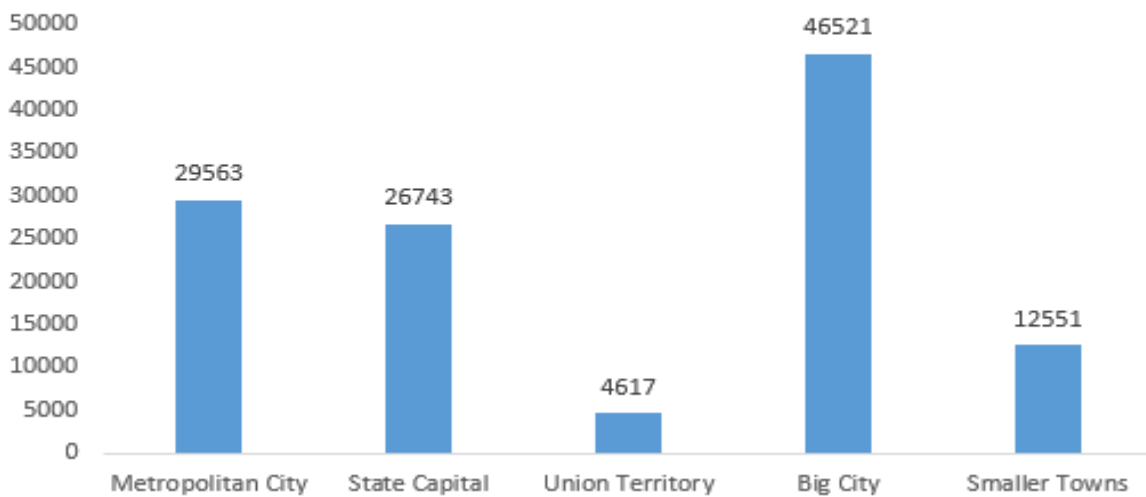


TABLE 2.8
CITIES WITH 100 OR MORE PUBLICATIONS
(LANGUAGE & PERIODICITY WISE)

Cities	Dailies				Weeklies			
	English	Hindi	Others	Total	English	Hindi	Others	Total
Agra	2	45	9	56	2	126	15	143
Ahmadnagar	0	1	22	23	0	1	134	135
Ahmadabad	26	13	80	119	21	21	343	385
Ajmer	0	25	3	28	0	46	23	69
Aligarh	0	28	7	35	4	120	17	141
Allahabad	15	74	20	109	10	70	15	95
Amravati	1	5	32	38	1	19	147	167
Amritsar	0	8	6	14	2	6	68	76
Aurangabad	0	8	62	70	8	28	218	254
Bangalore	30	2	200	232	77	7	388	472
Bareilly	3	29	5	37	3	77	45	125
Baroda	1	3	24	28	3	1	44	48
Bhavnagar	0	0	16	16	0	0	129	129
Bhopal	17	349	28	394	25	1300	39	1364
Bhubaneswar	6	4	41	51	7	0	60	67
Bikaner	0	24	1	25	0	45	0	45
Bulandshaher	0	10	3	13	1	80	17	98
Burdwan	0	0	9	9	0	3	61	64
Chandigarh	17	22	11	50	42	23	44	109
Chennai	34	5	366	405	125	4	614	743
Cochin	3	0	28	31	6	0	29	35
Coimbatore	10	0	19	29	4	0	22	26
Cuttack	3	0	18	21	5	0	46	51
Dehradun	7	108	17	132	29	815	58	902
Delhi	103	431	210	744	271	1136	389	1796
Ernakulum	3	0	24	27	7	0	38	45
Faridabad	0	51	0	51	8	81	5	94
Ghaziabad	0	47	4	51	7	273	15	295
Gorakhpur	0	68	10	78	0	247	13	260
Guntur	0	0	44	44	0	0	45	45
Guwahati	11	6	16	33	10	3	60	73
Gwalior	2	85	3	90	1	162	5	168
Haridwar	2	28	3	33	1	125	1	127
Hyderabad	98	14	300	412	104	13	413	530
Indore	4	76	5	85	3	655	36	694
Jabalpur	1	39	3	43	2	64	6	72
Jaipur	6	162	21	189	12	412	25	449
Jalandhar	6	52	24	82	1	18	37	56
Jammu	51	23	33	107	48	15	104	167
Jhansi	0	28	2	30	0	132	12	144
Jodhpur	1	31	3	35	4	73	6	83

TABLE 2.8 (Continued.)
CITIES WITH 100 OR MORE PUBLICATIONS
(LANGUAGE & PERIODICITY WISE)

Cities	Dailies				Weeklies			
	English	Hindi	Others	Total	English	Hindi	Others	Total
Kanpur	8	84	45	137	10	393	155	558
Khurda	4	0	22	26	5	1	62	68
Kolhapur	0	1	28	29	0	1	104	105
Kolkata	35	44	80	159	107	108	255	470
Kota	0	29	0	29	0	48	0	48
Kottayam	0	0	28	28	2	0	53	55
Latur	0	0	33	33	1	12	144	157
Lucknow	34	539	225	798	62	1684	233	1979
Ludhiana	0	7	29	36	8	28	108	144
Madurai	3	0	25	28	5	0	26	31
Meerut	0	50	7	57	2	396	26	424
Moradabad	1	15	9	25	5	104	29	138
Mumbai	53	72	176	301	290	316	557	1163
Muzaffarnagar	0	30	1	31	0	129	5	134
Mysore	9	0	45	54	6	1	67	74
Nagpur	3	24	28	55	11	66	115	192
Nellore	0	0	0	0	0	0	0	0
Patiala	2	3	41	46	5	14	129	148
Patna	6	188	52	246	12	205	41	258
Pune	11	7	61	79	26	16	251	293
Raipur	3	67	5	75	2	76	4	82
Rajkot	1	0	22	23	0	0	107	107
Saharanpur	2	27	3	32	3	242	30	275
Solapur	0	1	27	28	0	13	218	231
Srinagar	31	1	61	93	29	0	77	106
Surat	5	8	36	49	1	9	65	75
Thane	2	21	44	67	22	103	244	369
Trivandrum	3	0	33	36	3	0	44	47
Ujjain	0	36	0	36	0	201	1	202
Varanasi	2	41	8	51	4	119	10	133
Total	757	3282	3106	7145	1652	10806	7311	23150

TABLE 2.8 (Continued)
CITIES WITH 100 OR MORE PUBLICATIONS
(LANGUAGE & PERIODICITY WISE)

Cities	Others				Total			
	English	Hindi	Others	Total	English	Hindi	Others	Total
Agra	14	162	15	191	18	333	39	390
Ahmadnagar	3	3	83	89	3	5	239	247
Ahmadabad	78	37	743	858	125	71	1166	1362
Ajmer	7	186	56	249	7	257	82	346
Aligarh	15	80	36	131	19	228	60	307
Allahabad	100	218	55	373	125	362	90	577
Amravati	3	5	46	54	5	29	225	259
Amritsar	29	26	146	201	31	40	220	291
Aurangabad	15	15	73	103	23	51	353	427
Bangalore	417	27	1601	2045	11	36	2189	7526
Bareilly	5	48	10	63	11	154	60	225
Baroda	34	2	90	126	38	6	158	202
Bhavnagar	3	4	67	74	3	4	212	219
Bhopal	55	1897	128	2080	97	3546	195	3838
Bhubaneswar	33	0	146	179	46	4	247	297
Bikaner	7	188	19	214	7	257	20	284
Bulandshahr	2	73	21	96	3	163	41	207
Burdwan	8	8	249	265	8	11	319	338
Chandigarh	168	48	81	297	227	93	136	456
Chennai	813	52	2731	3596	972	61	3711	4744
Cochin	46	1	121	168	55	1	178	234
Coimbatore	37	0	165	202	51	0	206	257
Cuttack	38	4	314	356	46	4	378	428
Dehradun	44	257	57	358	80	1180	132	1392
Delhi	2149	2443	1621	6213	2523	4010	2220	8753
Ernakulum	73	2	211	286	83	2	273	358
Faridabad	22	57	24	103	30	189	29	248
Ghaziabad	42	175	57	274	49	495	76	620
Gorakhpur	2	90	12	104	2	405	35	442
Guntur	16	0	163	179	16	0	252	268
Guwahati	25	3	98	126	46	12	174	232
Gwalior	6	123	10	139	9	370	18	397
Haridwar	0	39	9	48	3	192	13	208
Hyderabad	385	31	794	1210	587	58	1507	2152
Indore	41	497	88	626	48	1228	129	1405
Jabalpur	9	63	19	91	12	166	28	206
Jaipur	49	926	176	1151	67	1500	222	1789
Jalandhar	11	21	92	124	18	91	153	262
Jammu	46	22	35	103	145	60	172	377
Jhansi	5	64	6	75	5	224	20	249
Jodhpur	33	188	51	272	38	292	60	390

TABLE 2.8
CITIES WITH 100 OR MORE PUBLICATIONS
(LANGUAGE & PERIODICITY WISE)

Cities	Others				Total			
	English	Hindi	Others	Total	English	Hindi	Others	Total
Kanpur	37	304	143	484	55	781	343	1179
Khurda	22	2	125	149	31	3	209	243
Kolhapur	4	2	113	119	4	4	245	253
Kolkata	711	191	1488	2390	853	343	1823	3019
Kota	7	182	9	198	7	259	9	275
Kottayam	31	2	228	261	33	2	309	344
Latur	0	1	24	25	1	13	201	215
Lucknow	129	958	213	1300	225	3181	671	4077
Ludhiana	54	44	195	293	62	79	332	473
Madurai	16	1	215	232	24	1	266	291
Meerut	46	218	44	308	48	664	77	789
Moradabad	6	59	30	95	12	178	68	258
Mumbai	2012	518	1653	4183	2355	906	2386	5647
Muzaffarnagar	34	67	12	113	34	226	18	278
Mysore	20	2	139	161	35	3	251	289
Nagpur	42	51	129	222	56	141	272	469
Nellore	4	0	154	158	5	0	210	215
Patiala	23	9	87	119	30	26	257	313
Patna	35	248	61	344	53	641	154	848
Pune	119	29	527	675	156	52	839	1047
Raipur	3	156	13	172	8	299	22	329
Rajkot	9	0	154	163	10	0	283	293
Saharanpur	10	134	50	194	15	403	83	501
Solapur	1	3	66	70	1	17	311	329
Srinagar	21	1	26	48	81	2	164	247
Surat	3	10	99	112	9	27	200	236
Thane	58	54	126	238	82	178	414	674
Trivandrum	57	1	304	362	63	1	381	445
Ujjain	1	106	7	114	1	343	8	352
Varanasi	23	146	43	212	29	306	61	396
Total	10422	13568	21108	45098	12942	29479	34127	61405